



READY, SET, GOAL!

Soccer World Tournament

FAMILY UNIT STUDY

by Sarah Nottle, BA, BEd, Teacher, Reading Specialist, Special Education Specialist



Copyright © 2026 by Sarah Nofle, How Wee Learn

All rights reserved.

No part of this publication may be reproduced, distributed, or transmitted in any form or by any means, including photocopying or other electronic or mechanical methods, without the prior written permission from the author. For permission requests, write to the author at: customercare@howweelearn.com.

Cover Art by Brooke Thompson: brookethompson.art@gmail.com

Design and Layout by Mallory Foster: www.malloryfoster.com

Visit the author's website at: shop.howweelearn.com



SOCCER WORLD TOURNAMENT

Table of Contents

Welcome

What to Expect	6
Suggested Schedule	7
Library Book List.....	8
YouTube Video List	9
Scope & Sequence.....	10

Topics

History of the FIFA World Cup.....	14
Geography of the World Cup.....	16
Jerseys & National Symbols.....	18
The Soccer Ball.....	20
The Rules of Soccer	22
Famous Soccer Players.....	24
Food at a Soccer Stadium	26
Engineering a Stadium	28
Soccer Game Statistics	30
Cheering for the World Cup	32

Printables

FIFA Flag Garland.....	36
2026 FIFA World Cup Countries	43
World Map.....	47
My FIFA World Cup Jersey	48
Soccer Player Puppets.....	49
Soccer Player Biography	50
Toothpick Puzzles.....	51
Word Ladders.....	52
Soccer Game Tracker	53
Vocabulary Cards (Print Version).....	54
Vocabulary Cards (Cursive Writing Version).....	56
Unit Study Journal Cover Page.....	58

SAMPLE

SAMPLE

SOCCER WORLD TOURNAMENT

Welcome!



SOCCER WORLD TOURNAMENT

What to Expect

Thank you for choosing one of How Wee Learn's Family Unit Studies! If you are new to Family Unit Studies, I invite you to take a moment to review the "What to Expect" below, as well as the suggested schedule on the following page.

A unit study focuses on critical thinking and problem-solving, allowing children to dive deep into fascinating topics and engage in meaningful learning. When a child is engaged in what they are learning, that learning sticks. And when a child is engaged and fascinated by what they are learning, learning is amazingly fun for the whole family! Say goodbye to those power struggles.

Our unit studies are divided into ten topics with manageable, bite-sized amounts of information. Each topic includes:

- **Interesting Fact:** Did you know that elephants suck their trunks much like babies suck their thumbs? Or that a human has the same number of neck bones as a giraffe? Interesting facts are an excellent way to spark a child's interest and imagination!
- **Discussion Question:** Asking the right questions and having meaningful discussions is a wonderful way to meet your child at their level of understanding and help them grow. So much can be learned through one meaningful discussion!
- **Curated YouTube Video:** Dive into fun and easy learning with experts in the field, entertaining stories, and inspiring tales, all selected to highlight key learning concepts. Enjoy a snuggle on the couch, learning with popcorn and a movie!
- **Book Suggestion:** The book suggestions for each topic are just that—suggestions. Any books related to the topic are strongly encouraged. Immersing your child in a literacy-rich environment and offering plenty of time to explore is key for child-led learning.
- **Math Enrichment:** Each unit study includes five math enrichment questions with three levels so they are fitting for ages 4 to 12. These questions cover the five strands of

math: Number Sense, Algebra, Data, Spatial Sense, and Financial Literacy. This is not a full math curriculum, of course, but an enrichment opportunity and a chance to be exposed to real-world math. As you go through a question, consider how you might ask a follow-up question. Perhaps, "What would happen if there were 6 birds instead of 5?"

- **Literacy Enrichment:** There are so many opportunities to integrate literacy development throughout each unit study! Reading, researching, recording information, labeling, and note-taking all happen naturally. On top of this, each unit study includes five literacy enrichment activities with three levels so they are fitting for ages 4 to 12.
- **Hands-on Activity:** The hands-on activity brings the information shared and discussed to life! These activities allow children to engage in and solidify their learning.
- **What's Happening:** This ensures any information you need for the hands-on activity is right at your fingertips. This may include background information on the topic, the science behind an experiment you perform, etc.
- **Extension Activity:** Some activities might feel too young for your learner. If that's the case, this section is for you! The extension activity shares how to make the hands-on activity more challenging or enriching, ensuring every child is met with appropriate developmental activities.

I hope you and your family love this unit study!

If you have any questions at all, please email me at customer@howweelearn.com.

xo Sarah



SOCCER WORLD TOURNAMENT

Suggested Schedule

These unit studies are completely flexible—there is no right or wrong way to dive in. When learning is this exciting, you simply cannot go wrong! Below are two possible ways you might choose to use these unit studies.

10-Day Focused Unit Study

Your family might choose to focus on one unit study topic a day, completing the entire unit study over a 10-day period:

Day 1

Morning
30-60 mins

Complete core skill work with one page of How Wee Learn Literacy and one page of How Wee Learn Math for your child's specific grade. Next, introduce Topic 1 of this unit study with the interesting fact, discussion question, and YouTube video.

Afternoon
30-60 mins

Complete Topic 1 by diving into the math or literacy enrichment question, the hands-on activity, and the optional extension activity!

Day 2

Morning
30-60 mins

Complete core skill work with one page of How Wee Learn Literacy and one page of How Wee Learn Math for your child's specific grade. Next, introduce Topic 2 of this unit study with the interesting fact, discussion question, and YouTube video.

Afternoon
30-60 mins

Complete Topic 2 by diving into the math or literacy enrichment question, the hands-on activity, and the optional extension activity!

Etc., repeating until all 10 topics are covered.

One-Month Blended Unit Study

Alternatively, your family might choose to blend this unit study with your core skills and family adventures, completing it at a more leisurely pace. For example, 2-3 afternoons per week:

Day 1

Morning
30-60 mins

Complete core skill work with one page of How Wee Learn Literacy and one page of How Wee Learn Math for your child's specific grade.

Afternoon
60 mins

Complete Topic 1 of this unit study by chatting about the interesting fact and discussion question, watching the YouTube video, doing the math or literacy enrichment question, and diving into the hands-on activity!

Day 2

Morning
30-60 mins

Complete core skill work with one page of How Wee Learn Literacy and one page of How Wee Learn Math for your child's specific grade.

Afternoon
60 mins

Head outside for a nature walk, go to the park, or play board games!

Day 3

Morning
30-60 mins

Complete core skill work with one page of How Wee Learn Literacy and one page of How Wee Learn Math for your child's specific grade.

Afternoon
60 mins

Complete Topic 2 of this unit study by chatting about the interesting fact and discussion question, watching the YouTube video, doing the math or literacy enrichment question, and diving into the hands-on activity!

Etc., repeating until all 10 topics are covered.



SOCCER WORLD TOURNAMENT

Scope & Sequence

Family Unit Studies allow your child to explore one big topic through multiple subjects: reading, writing, math, science, history, geography, social studies, health, music, art, and life skills. This has been shown to make learning more meaningful and memorable—it makes learning stick! We use “cross-curricular connections” to help children see how ideas are linked in the real world, keeping them engaged and deepening their understanding.

As a parent, it’s important to feel confident in the rich learning you’re guiding your child through. That’s why we’ve included this Scope and Sequence—not as an exhaustive list, but as a helpful starting point to show how key learning standards are met (and often exceeded!) through deep, connected experiences.

We hope this Scope and Sequence encourages you to look creatively at each Family Unit Study and see how the hands-on learning and fun are a part of an intentional, impactful, learning-filled journey.

Math		Topics
Number sense	Count World Cups using 4-year intervals.	1
Financial literacy	Calculate jersey profit and unit cost.	3
Algebra	Solve goal-score equations.	5
Spatial sense	Solve toothpick shape puzzles.	7
Data	Graph goals; analyze game statistics.	9
Measurement	Measure bounce height of different sports balls.	4

Literacy		Topics
Listening & speaking	Daily “Spark Curiosity” discussion and video debriefs.	All
Reading comprehension	Through book suggestions and read-alouds in each topic.	All
Journal writing	Create a World Cup journal to record game observations, and questions.	2
Poetry	Write soccer-themed acrostic poems.	4
Informational writing	Research and write about a famous soccer player.	6
Vocabulary	Learn soccer terms and complete word ladders.	5, 8-10

Science		Topics
Physics: Force, motion & energy	Explore potential energy, kinetic energy, gravity, bounce height, and energy loss through a ball experiment.	4
Materials science & design	Learn how soccer ball materials and construction changed over time, including leather balls, thermal bonding, panel design, surface texture, and motion sensors.	4
Rule testing & problem-solving	Build and revise a tabletop soccer game.	5
Engineering design	Sketch, build, and improve stadium seating. Consider stadium sightlines, seating, stairs, evacuation routes, etc.	8

Continued on the next page.

Continued from the previous page.

History		Topics
Origins & chronology	Trace FIFA and World Cup beginnings.	1
Historical change	Trace FIFA and World Cup beginnings. Explore changes in balls, rules, and jerseys.	1-5
Biographical history	Study influential soccer players.	6

Geography		Topics
Map-reading	Sort World Cup countries by continent.	2
Global location	Locate teams and host countries.	2, 10
Cultural geography	Connect foods to climate, trade, and migration.	7
Political geography	Discuss countries, territories, and historical changes.	1, 2

Social Studies		Topics
National identity & symbols	Create flags and country-inspired jerseys.	1, 3
Culture & community	Explore team spirit, chants, and fan traditions.	10
Food and culture	Make and label dips from around the world.	7
Rules & fairness	Adjust game rules for fair play.	5
Careers & community roles	Learn about stadium-building professions.	8

Health		Topics
Nutrition & energy	Discuss athlete fuel and matchday food.	7
Healthy food exploration	Prepare and sample global dips.	7

Health		Topics
Emergency awareness	Add evacuation routes to stadium designs.	8

Music		Topics
Rhythm, mood, & lyrics	Compare national anthems.	10
Chants & call-and-response	Explore common soccer cheers.	10
Creative performance	Create a rhyming team cheer.	10

Art		Topics
Coloring & craft	Make a FIFA flag garland.	1
Symbolic design	Create a jersey inspired by a country's flag, colors, national symbols, landmarks, patterns, or cultural details.	3
Visual biography	Add facts and images to a soccer ball template.	5
Model design	Sketch and build stadium seating.	6
Pattern & jewelry design	Use beads, colors, alphabet beads, and patterns to create team spirit bracelets.	8

Life Skills		Topics
Map and atlas use	Match countries to continents.	2
Cooking & food preparation	Make and/or sample dips from around the world.	7
Collaboration & turn-taking	Play games with a partner.	2, 5
Problem-solving & revision	Test, revise, and improve a tabletop soccer game and a stadium seating design.	5, 8

SAMPLE

FAMILY UNIT STUDY

Soccer World Tournament



TOPIC ONE

History of the FIFA World Cup

The World Cup has become one of the biggest sporting events in the world! Part of its popularity comes from the fact that soccer is played and loved all around the globe—but there is much more to the World Cup's story than that! Let's explore...

Spark Curiosity



Did You Know? FIFA stands for "Fédération Internationale de Football Association."




I Wonder... Why do some places use the word "soccer" and others use the word "football" for the same sport?

Resource Suggestions



English World Documentary: FIFA World Cup by *pascualbravovirtual*

The FIFA World Cup, or simply, the World Cup, is the most widely viewed and followed sporting event in the world. Learn all about it in this video!



FIFA World Cup 2026 Kids' Handbook by *Alex Rice*

The official kids' companion guide to the FIFA men's soccer World Cup 2026, filled with tournament facts, team profiles, top players, stats, on-the-page activities and fill-in chart.

Enrichment Question

Subject Focus: *Math (Number Sense)*

The FIFA World Cup is held every 4 years.

- L1 How many World Cups would take place in 8 years?
- L2 If the World Cup happens in 2026, what years will it take place for the next two World Cups?
- L3 If the first World Cup happened in 1930, the World Cup was canceled in 1942 and 1946, how many men's World Cups have there been?

Hands-On Activity

Subject Focus: *History, Social Studies, Geography, Art*



Make a FIFA Flag Garland

See the next page for your hands-on activity instructions!



HANDS-ON ACTIVITY: HISTORY, SOCIAL STUDIES, GEOGRAPHY, ART

Make a Flag Garland

Materials

Scissors, coloring supplies (markers, crayons, or pencil crayons), tape, and string or yarn



FIFA Flag Garland



Why Do Countries Have Flags? |
COLOSSAL QUESTIONS by Colossal
Cranium

Directions

1. Color the flags on the printable using the color code below. For flags with emblems (e.g., Mexico), look up the flag online with your grown-up to decide how to color the emblem.

1 = Red	3 = Green	5 = Dark Blue
2 = Yellow	4 = Light Blue	6 = Black
2. Cut out each banner piece and country name, then mix them up! See how many flags and country names you can match by memory. See the What's Happening section to match up the remainder of the flags and country names.
3. Glue the country name on the banner piece below its flag.
4. Tape the top of each banner piece to a long piece of string or yarn to create your FIFA flag garland, then hang it up as decoration while you continue this unit study!

Extension Activity

Create another flag to add to your garland. You could choose your home country, your favorite team or player's country, or a country you would like to visit one day!

What's Happening?

FIFA was founded in 1904 to oversee international soccer competition. The World Cup, however, did not begin until 1930. FIFA and the International Olympic Committee disagreed over whether professional soccer players should be allowed to compete at the Olympics. In 1928, FIFA approved the idea for a new tournament, and in 1930, the first FIFA World Cup was held in Uruguay.

The first World Cup featured 13 teams. Instead of qualifying matches, FIFA invited countries to take part, and these 13 teams accepted:



Argentina



Belgium



Bolivia



Brazil



Chile



France



Mexico



Paraguay



Peru



Romania



USA



Uruguay



Yugoslavia*

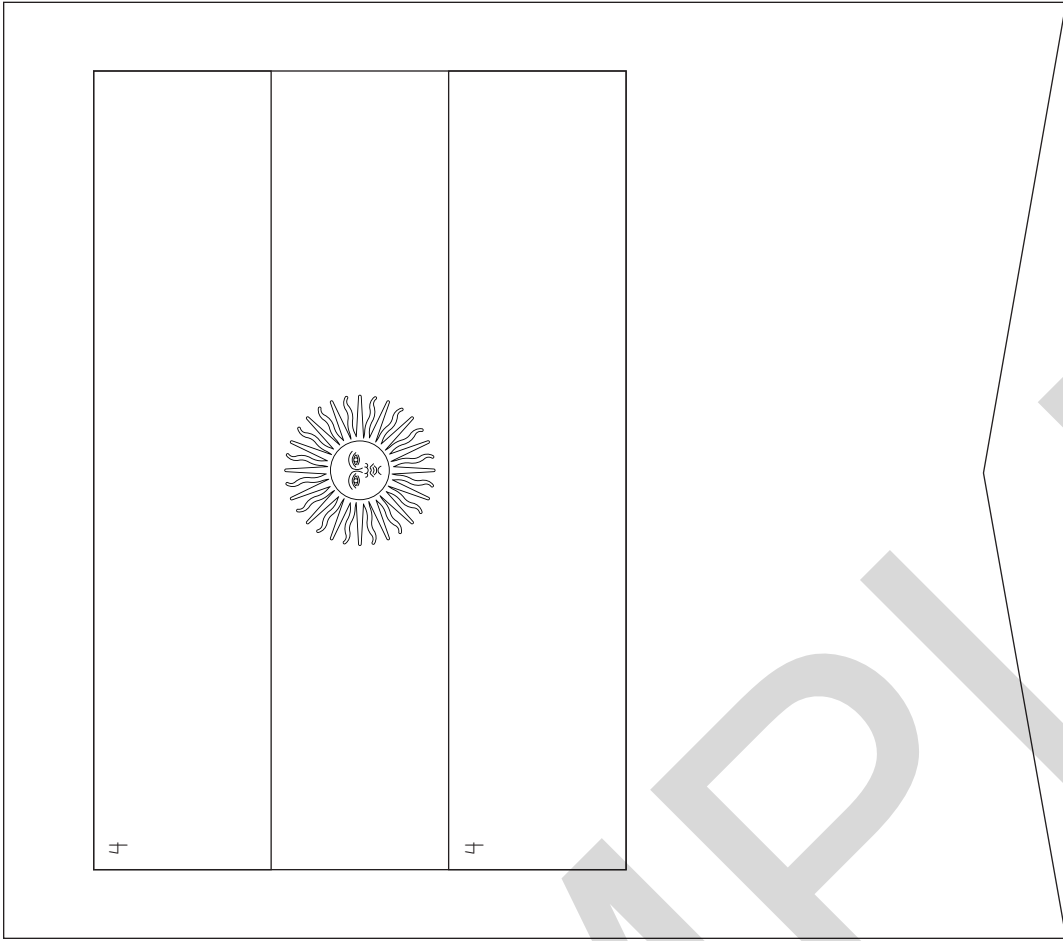
*This is what Yugoslavia's flag looked like in 1930. Today, Yugoslavia is no longer a country; it was divided into independent states in the 1990s.

SAMPLE

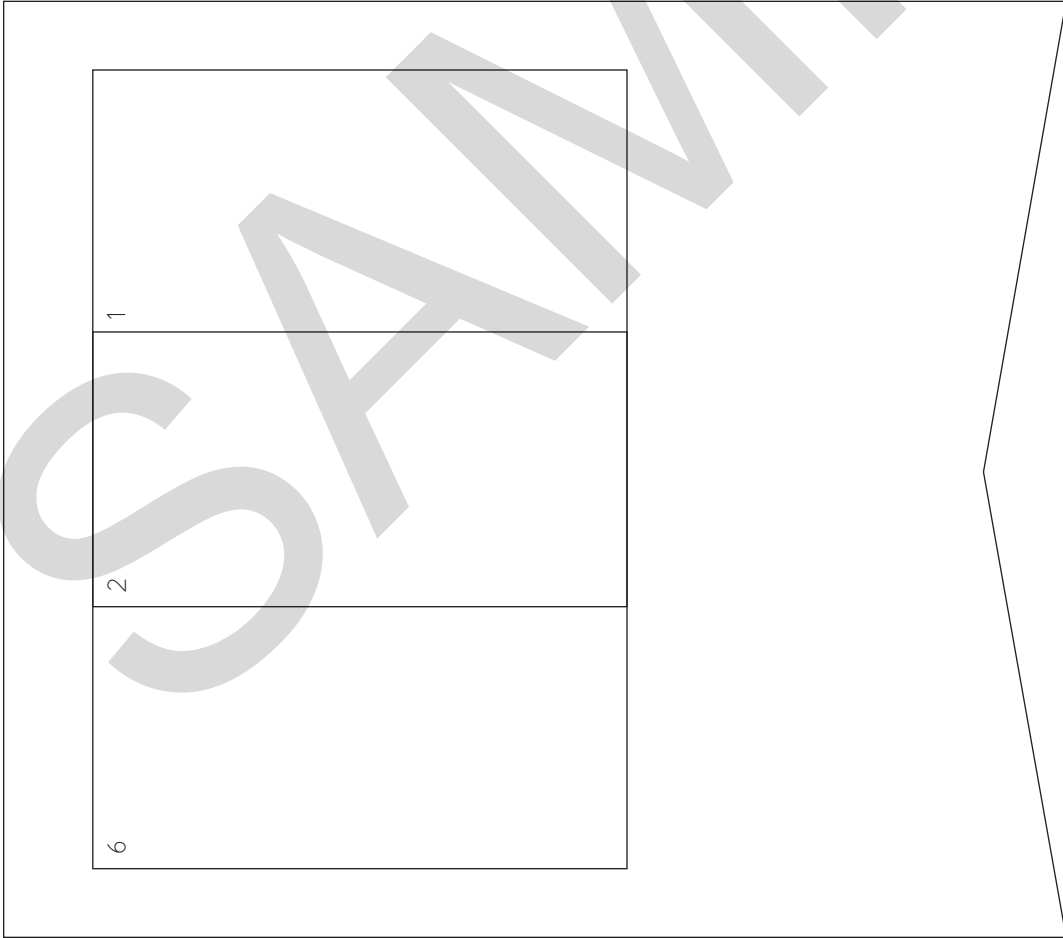
SOCCER WORLD TOURNAMENT

Printables

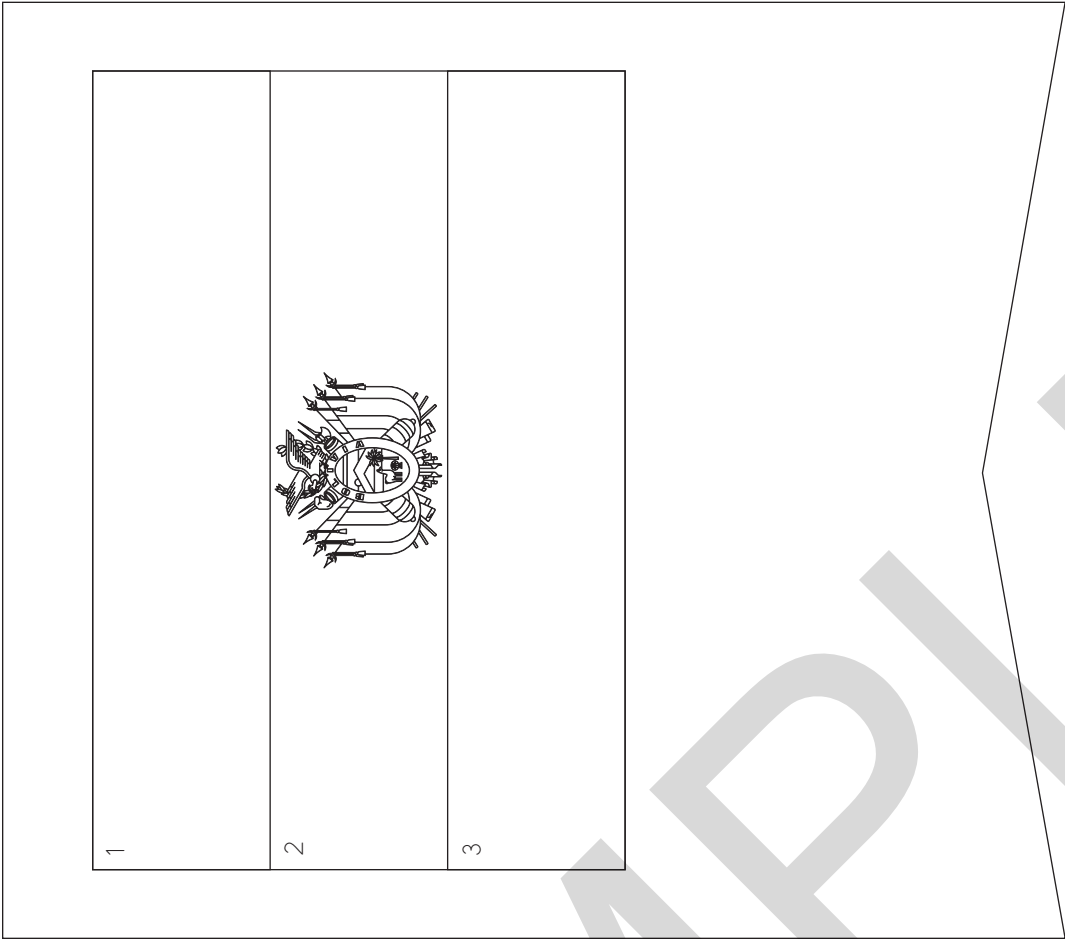
SAMPLE



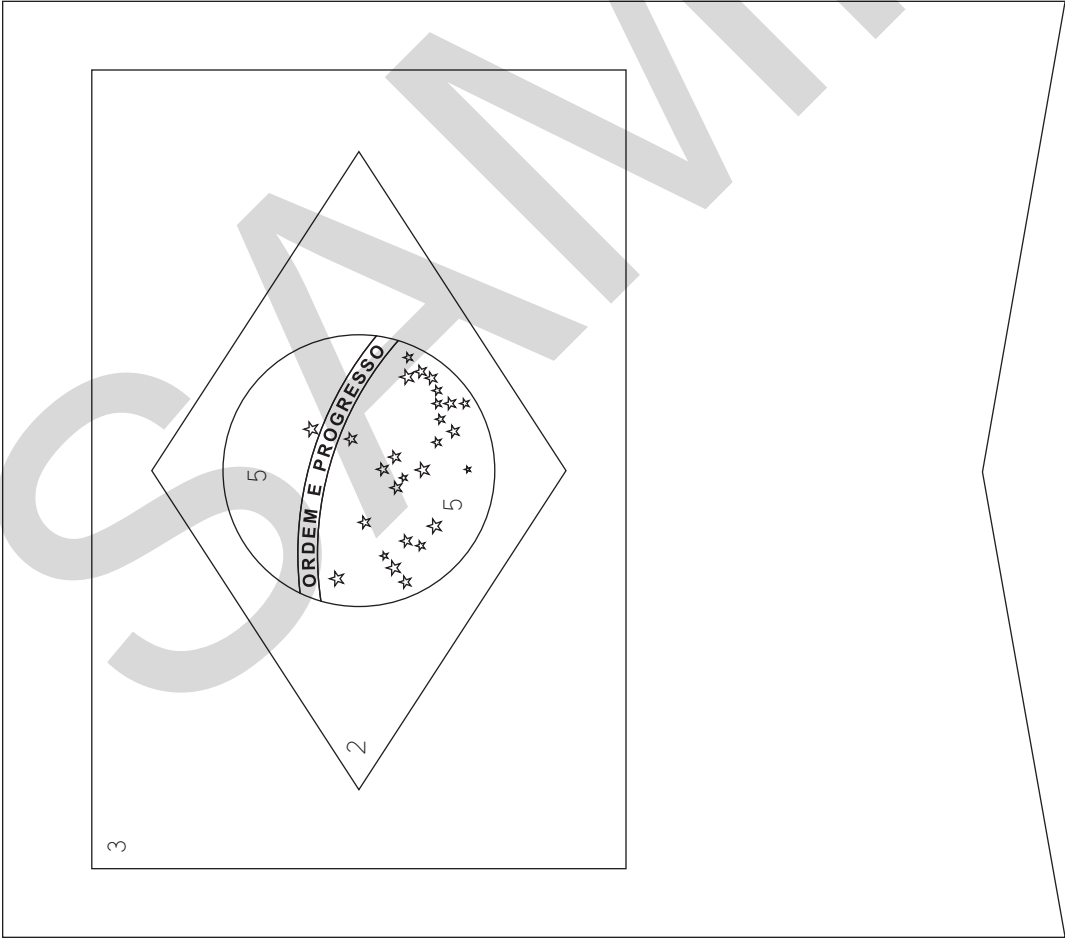
Argentina



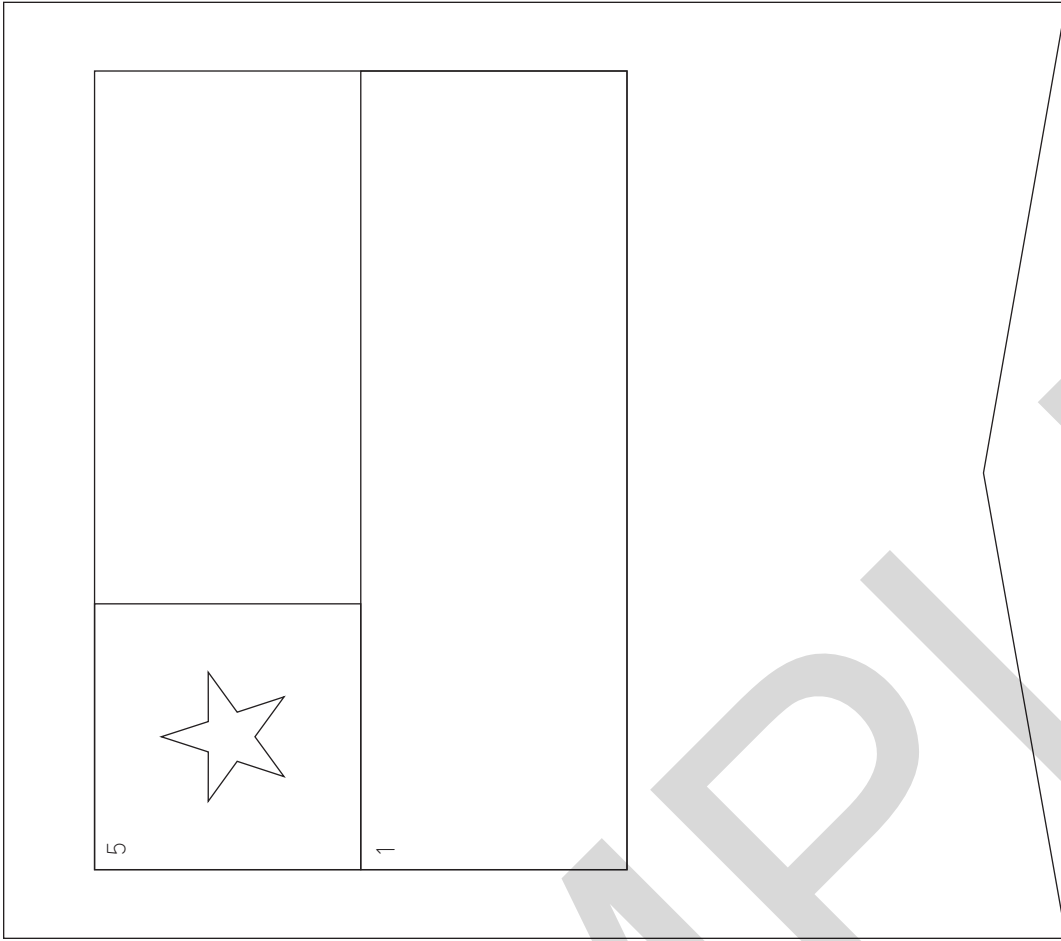
Belgium



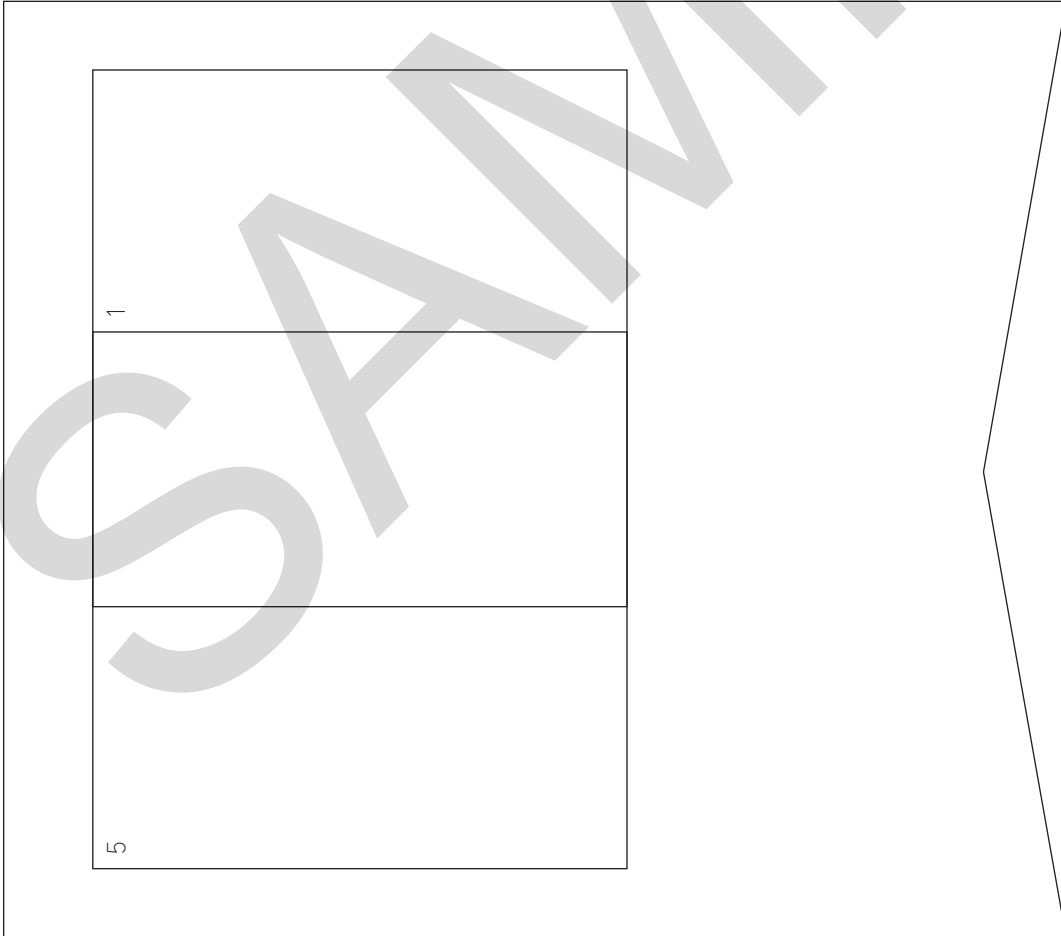
Bolivia




Brazil



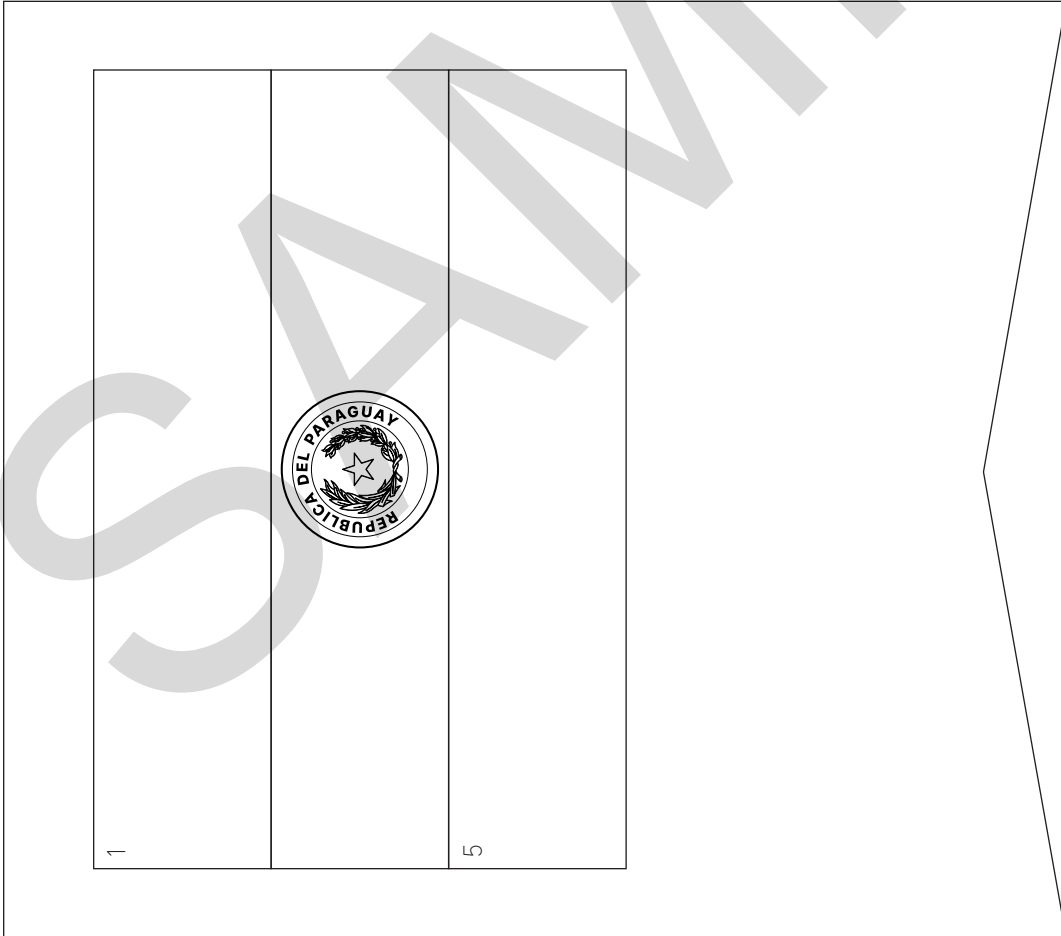
Chile




France



Mexico



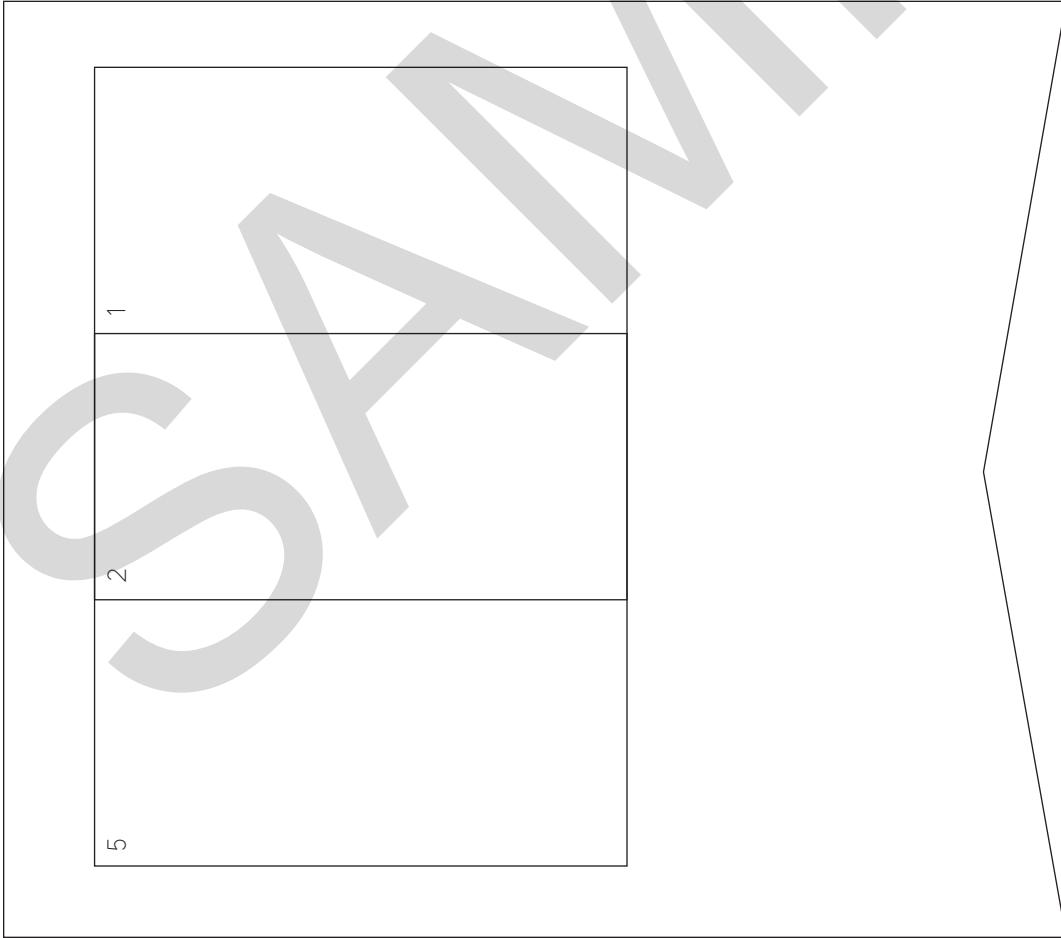
Paraguay



1

1

Peru



1

2

5

Romania

5

1

1

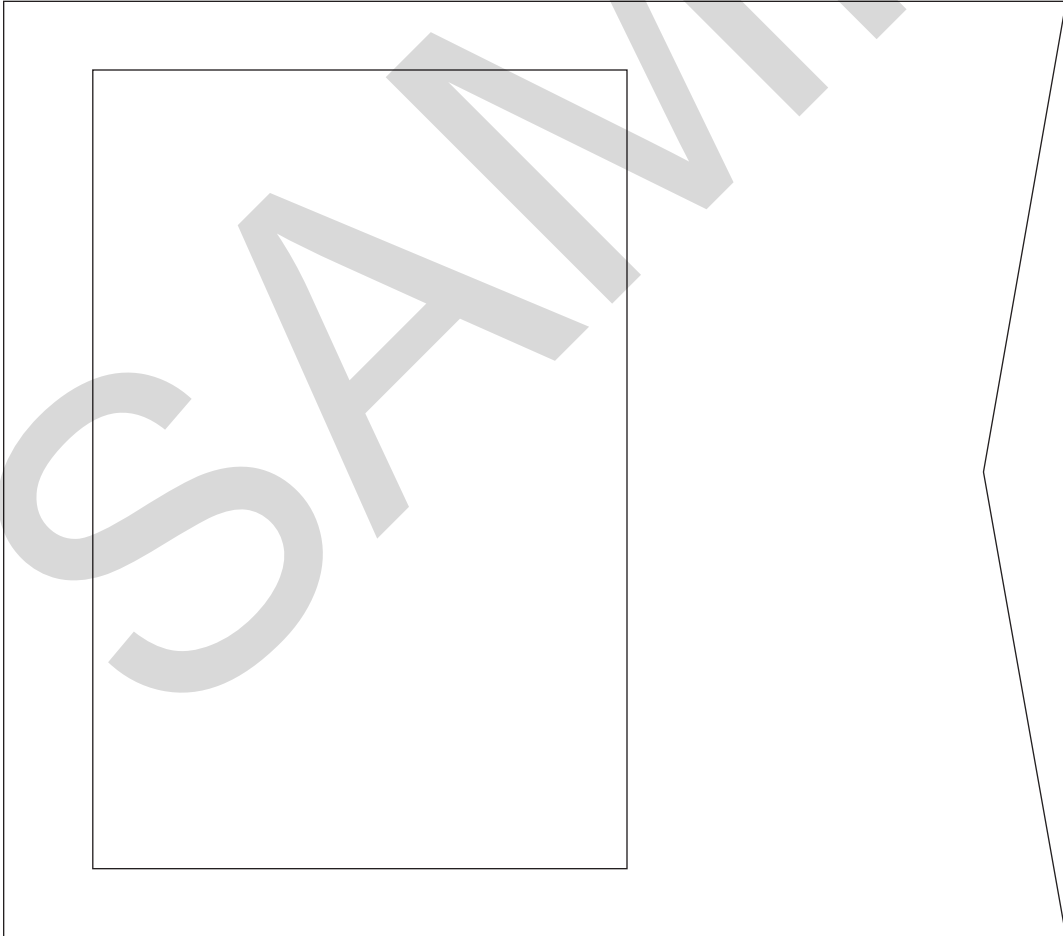
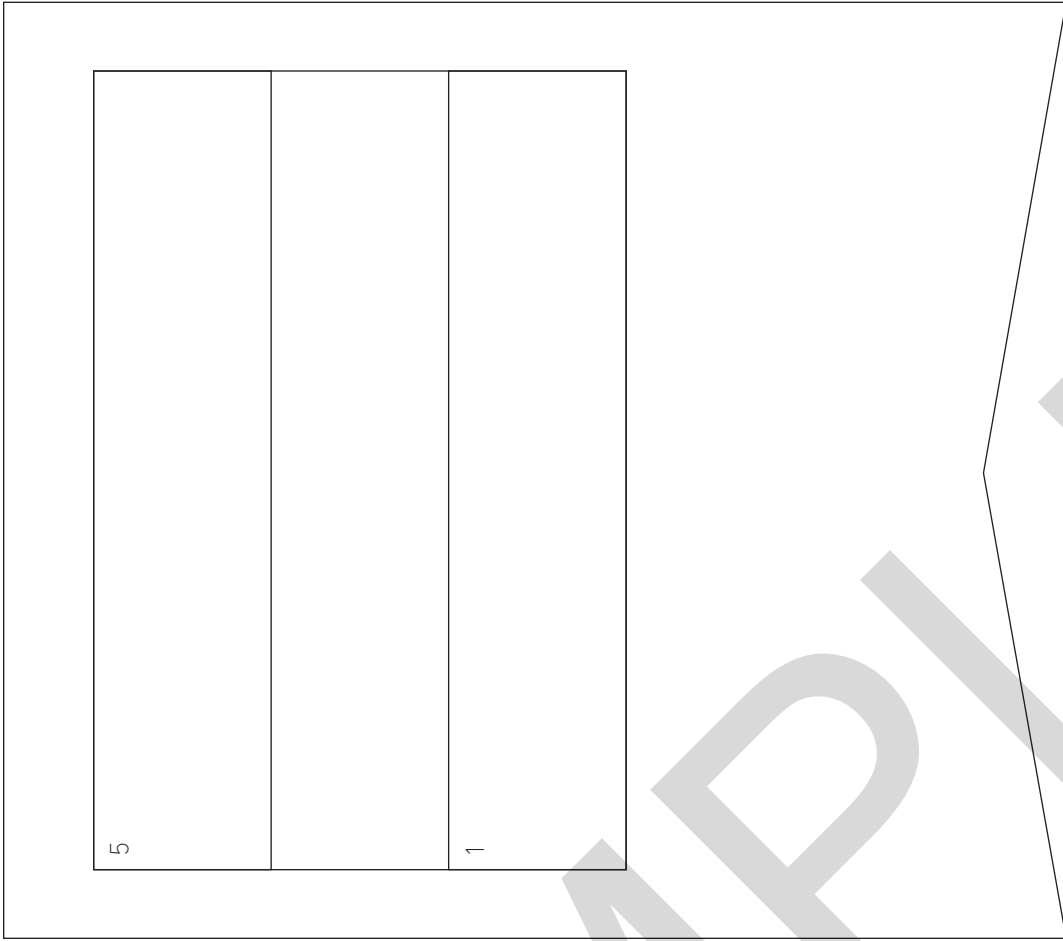
1

5

5

USA

Uruguay



Yugoslavia

